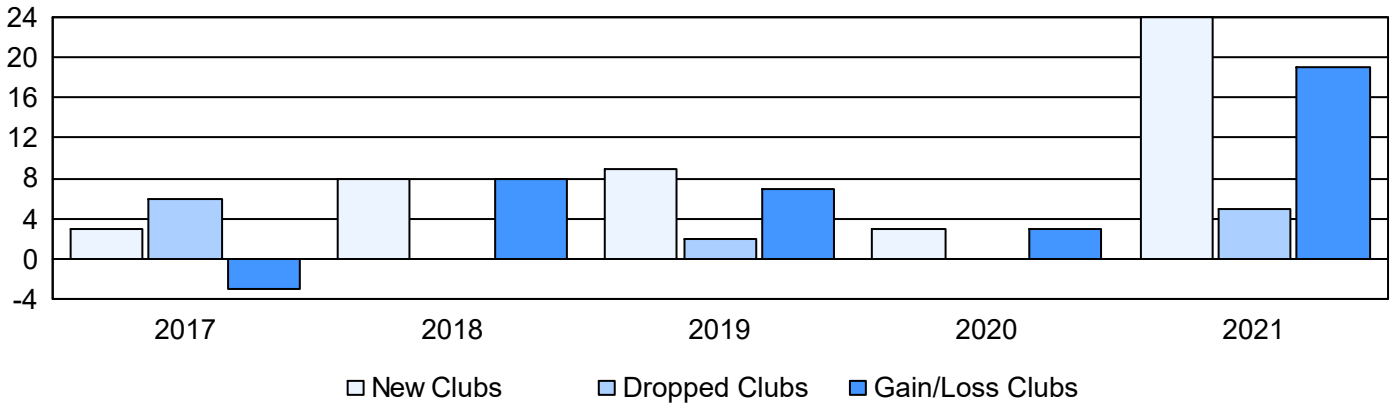
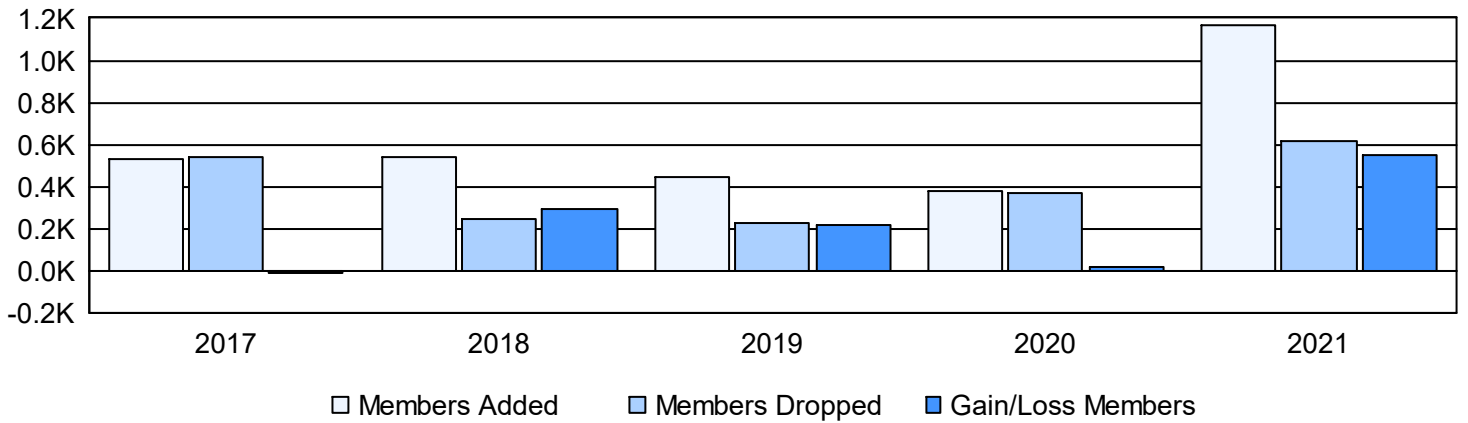


| Year | New Clubs | Dropped Clubs | Gain/ Loss Clubs | New Members | Charter Members | Reinstate Members | Transfer Members | Total Member Added | Total Members Dropped | Gain/ Loss Members |
|----------------|-----------|---------------|------------------|-------------|-----------------|-------------------|------------------|--------------------|-----------------------|--------------------|
| 2016-2017 | 3 | 6 | -3 | 408 | 84 | 34 | 2 | 528 | 543 | -15 |
| 2017-2018 | 8 | 0 | 8 | 300 | 216 | 24 | 1 | 541 | 244 | 297 |
| 2018-2019 | 9 | 2 | 7 | 212 | 224 | 9 | 1 | 446 | 229 | 217 |
| 2019-2020 | 3 | 0 | 3 | 274 | 76 | 22 | 7 | 379 | 364 | 15 |
| 2020-2021 | 24 | 5 | 19 | 573 | 554 | 18 | 23 | 1,168 | 617 | 551 |
| Average | 9 | 3 | 7 | 353 | 231 | 21 | 7 | 612 | 399 | 213 |

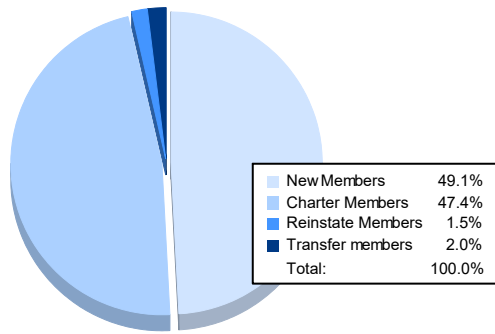
Clubs



Members



Membership Composition June 2021 Cumulative



Gender Composition June 2021 Cumulative

